




**Love**  
**came**  
**down**

**Advent Coloring Book**

**FOR ALL AGES**







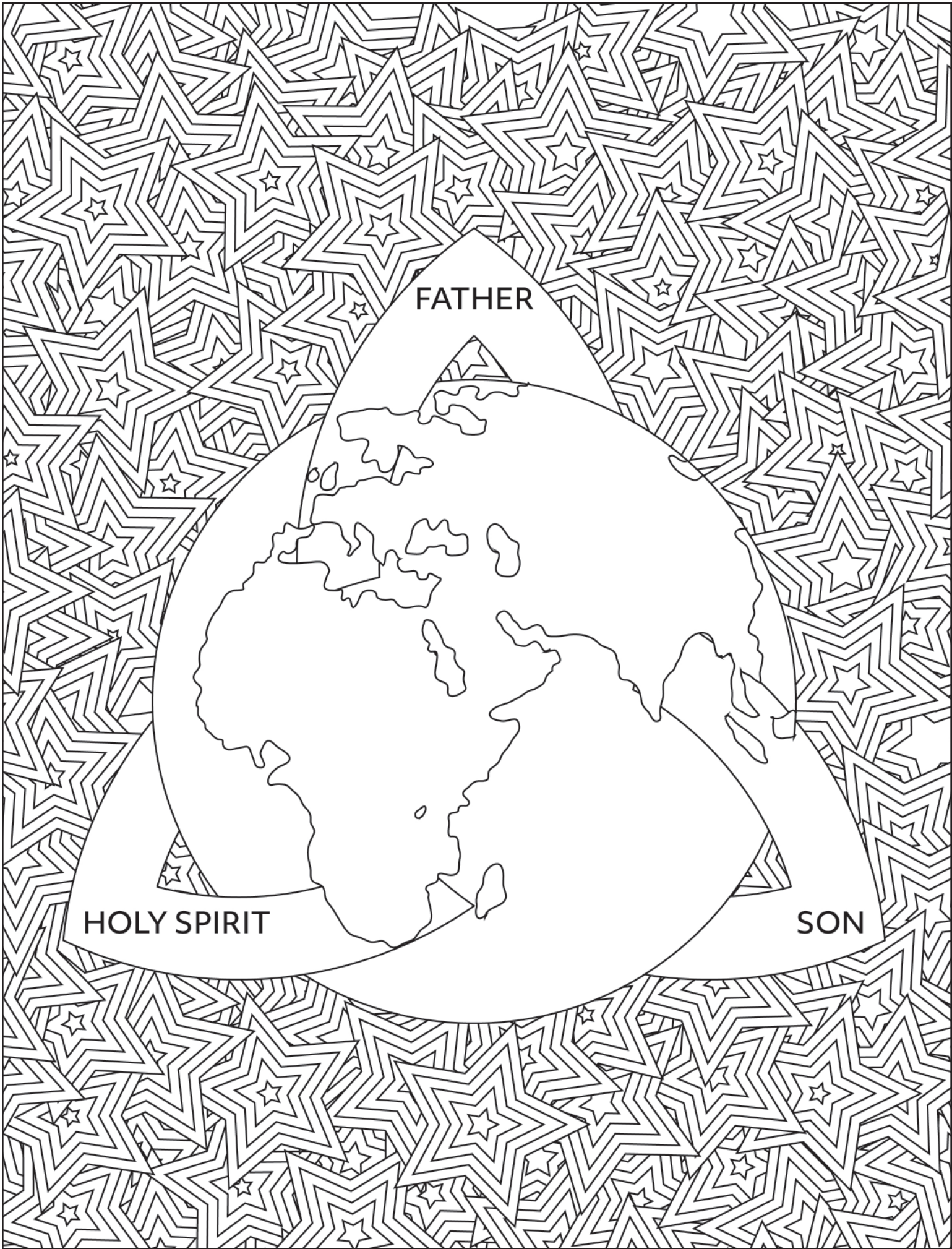
**Week 1**

**Of the Father's  
Love Begotten:  
Trinity**

Before he created anything in this big and beautiful world,  
the Creator existed.

One glorious and perfect God in three persons:  
the Father, the Son, and the Holy Spirit.

The Trinity was perfect with no need for anything else at all;  
God was beautiful, full of love, and complete.



FATHER

HOLY SPIRIT

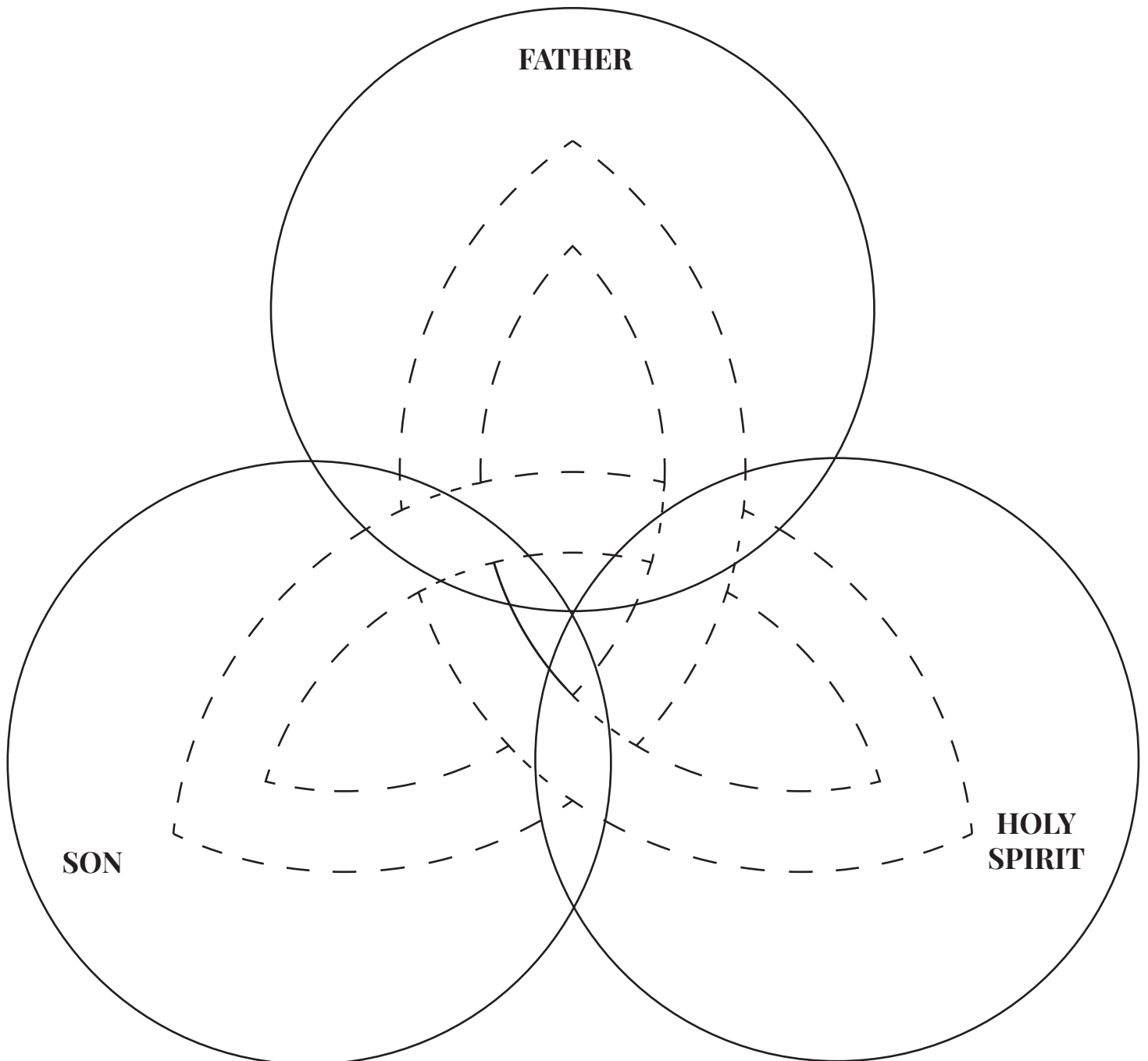
SON


# Kinetic Response

## Trinity Meditation

Spend some time considering the Trinity:  
Father, Son, and Holy Spirit in One God.

Write or draw the words or pictures that come to mind for each distinct person of the trinity. Then trace the trinity knot, representing their union as one God. (Use another piece of paper if you need more room!)








# Week 2

# And Wonders of His Love: Creation

Though God didn't need anything or anyone else,  
he generously let the love that existed between the Trinity  
spill over into the creation of the world.

He filled the world with good things and,  
most wonderfully of all, he filled it with people.

These people, beginning with Adam and Eve,  
would not only get to be loved by this perfect, glorious God,  
but also carry his image into the world.



# Kinetic Response

## Made to Create

Did you know that, since you are made in the image of God the Creator, you are also made to create?

Think about the things you like to create-it may be artistic, like painting or drawing, or it may be something like baking, or gardening, or building block towers or legos, or designing a game, or writing in a journal, or imagining something.

Draw below the way(s) you like to create, and then thank God for inviting you into his creativity.



**Week 3**

**Love**

**Came Down:**


**The Gospel**

Adam and Eve, refusing to obey God,  
reached out and took what Satan offered them.

In the fall, Adam and Eve surrendered their  
God-given rule over the world to Satan,  
driving a wedge between God and those created in his image.

But instead of turning away, the Creator stepped into his own creation--  
the author became part of his own story.

A woman became pregnant and her child was the crying baby in the manger,  
the herald of his own kingdom. The heels that kicked against the hay would soon crush the head of the serpent.



# Kinetic Response

## The Four Gospel Movements

Are you familiar with the four “movements” of the gospel story? They are Creation (the beginning of all things), The Fall (humanity’s rebellion), Redemption (God’s plan of salvation through Jesus), and Restoration (the renewal of all things).

Try drawing a simple picture to represent each movement below. As you do, pray, following the prompts.

### 1. Creation

(God, I praise you for...)

### 2. The Fall

(God, I’m sorry for...)

### 3. Redemption

(God, thank you for...)

### 4. Restoration

(God, I hope for...)





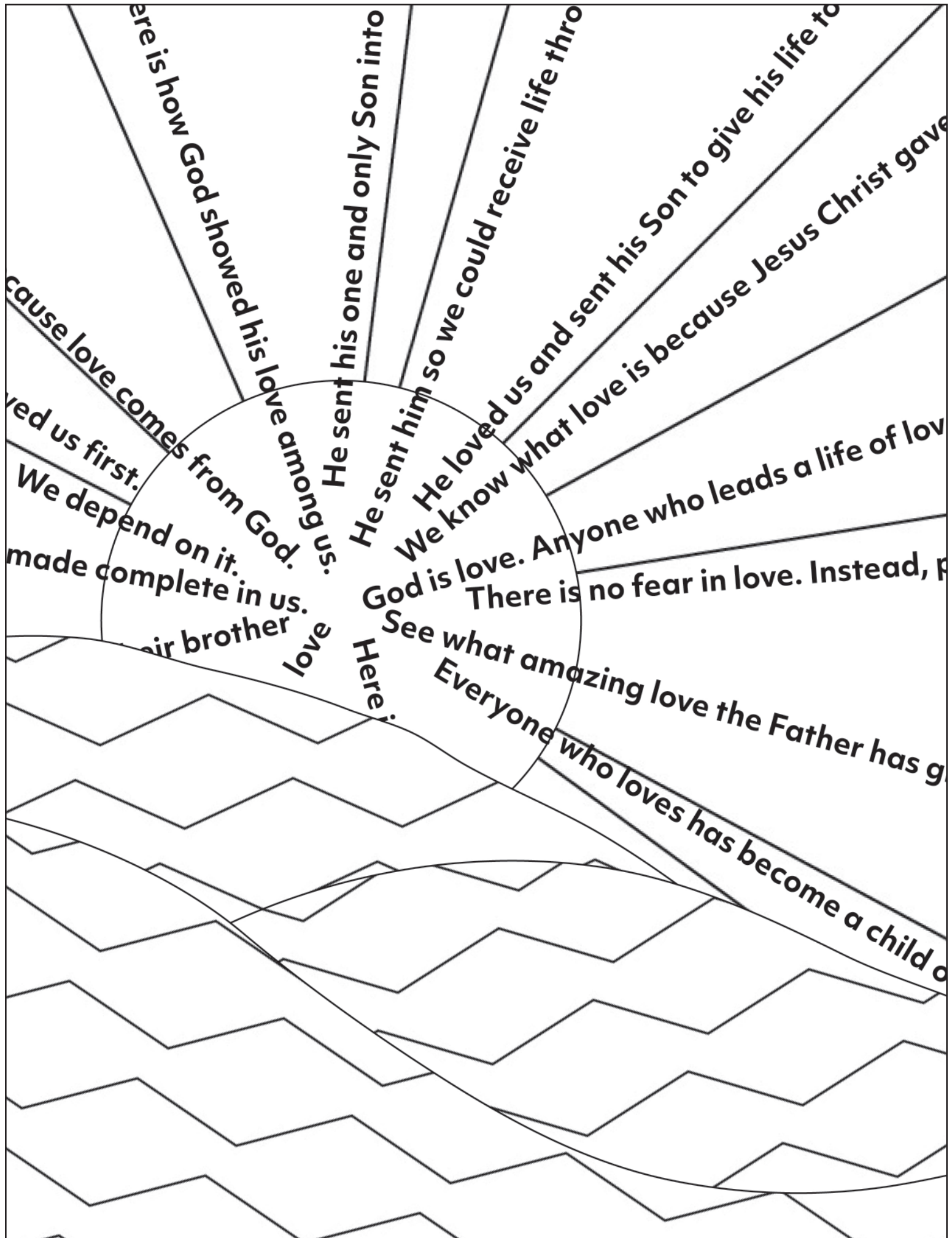
**Week 4**

**To Show God's  
Love Aright:  
The Gift of  
the Incarnation**

The biggest victory in the whole world began with the sound of a baby's cries.

Christ the Savior was born!

The One who created the universe made himself a tiny baby,  
and came to live with his people, to walk beside them,  
to carry their burdens, to show them what God was like.



ere is how God showed his love among us..

He sent his one and only Son into

He sent him so we could receive life thro

He loved us and sent his Son to give his life to

We know what love is because Jesus Christ gave

cause love comes from God.

ved us first. We depend on it.

made complete in us.

air brother love

God is love. Anyone who leads a life of lov

There is no fear in love. Instead, p

See what amazing love the Father has g

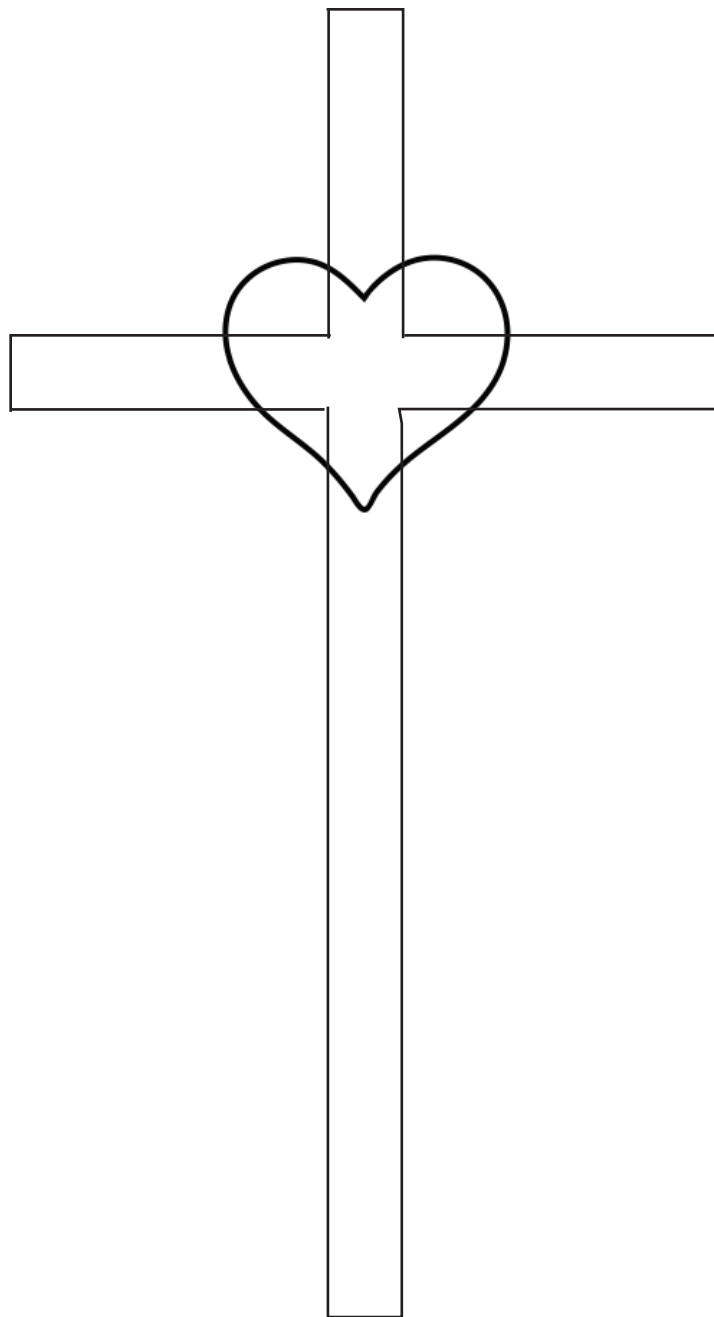
Everyone who loves has become a child o

Here i.

# Kinetic Response

## Reflecting on God's Love

Take some time this week to reflect on God's love for you, and the ways Jesus showed his love to us tangibly. Trace or color in the cross below, representing Jesus' ultimate gift of love to us, and then write or draw around it other ways Jesus showed love in the Bible, and ways you feel loved by God. As you write or draw, consider how these gifts of love make you feel, and let your prayer be an outpouring of those thoughts and feelings.






**Week 5**

**Through  
His Own  
Redeeming Love:  
Loving Others**

*We love because he first loved us.*

1 John 4:19 (ESV)

None of us loves perfectly, as Jesus did,  
but when we take the time to enter into the lives of others,  
we begin to see what that love is like.




# Kinetic Response

## “Praying in Color” Intercessory Prayer

Sometimes when we pray, our minds wander. The website [prayingincolor.com](http://prayingincolor.com) has lots of ideas for using your hands to pray (which can also help your mind and heart to stay focused). Here is one way to pray for other people:

1. Start with God. Write a name for God in the middle of the paper. Ask God to be part of your prayer. Draw or doodle around the name while you pray. Think of each stroke or dot as a prayer. If words come to you, pray them. If not, enjoy the silent time with God while you draw.
2. Write the name of someone for whom you want to pray. Start to draw around their name. Release the person into God’s care. If words come to you, pray them. If not, just keep drawing.
3. When you are finished praying for the person, take a breath, say “Amen,” or “Lord, hear my prayer.”
4. Continue to add names and doodles to your page.



This coloring book is intended to be used with the  
“Love Came Down Advent Worship Guide”, available in Murray Commons.

For more resources, visit  
[wordandwonder.org](http://wordandwonder.org)

©2023 Word & Wonder Creative